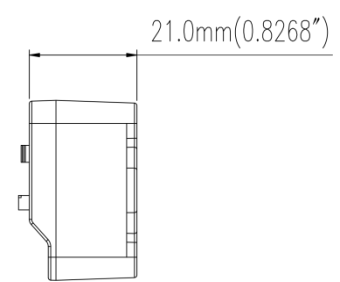
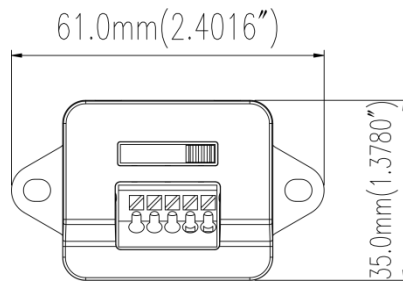



CCT ADJUSTABLE SWITCH SETTING INSTRUCTION



Introduction:

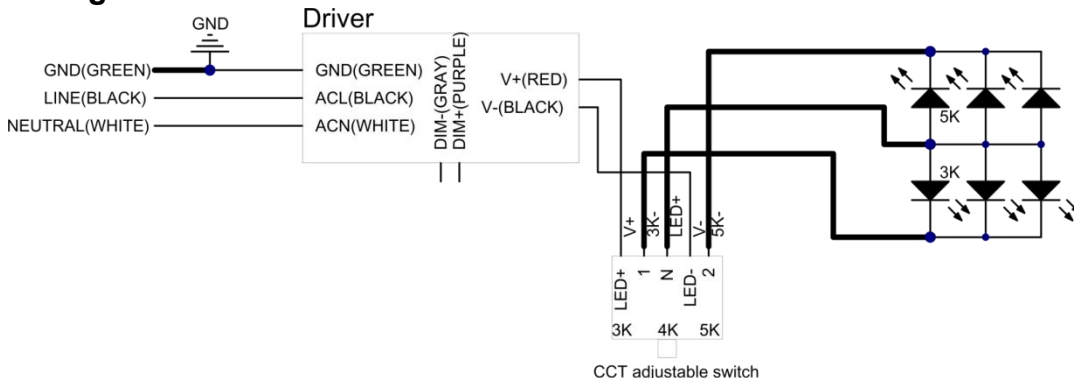
CCT adjustable switch is a manually adjustable switch for adjusting the color temperature, which have 3 adjustable models (3000K, 4000K, 5000K). we mold CCT adjustable switch independently and well-design to help users to adjust the color temperature they want.

Factory default setting: 5000K.

Specifications:


Adjustable model:	3000K, 4000K, 5000K
Electrical Life:	2,000 cycles typical
Insulation Resistance:	> 100MΩ min
Operating temperature:	-22°F -158°F (-30°C ~+70°C)
Storage temperature:	-40°F -185°F (-40°C ~+85°C)

Wiring connection:



CCT Adjustable Switch Setting Instruction:

1. Loosen screws and open the door to setting area.
2. Turn left or right “Adjustable button” to get required CCT.



Adjustable button

3. Make sure that wires are not pinched, the door gasket did not move from original position, and sits in its groove on door properly, reinstall the door, tighten the screws.
4. Notes: All wire connection has to be operate by professional electricians.